

AMES 3001 SS

SIZE

3", 4", 6", 8"

DESCRIPTION

This is a double check detector assembly. Production began in 1999 and was discontinued in 2003. In 1997 the Ames Company was purchased by the Watts Regulator Company. Ames began marketing the Watts 775 DCDA as the Ames 3001SS. There is a model 3001SSN which is the same as the 3001SS except they include two 90 degree elbows between the backflow preventer flange and gate valve flange. For repair information see the Watts 775 series. The bypass assembly could be either the Ames 2001 3/4", the Ames 2000B 3/4", or the Ames 2000BM3 3/4". Verify which model you have as the parts will be different.

BASIC REPAIR KIT

Mainline repair kit contains all check discs and O-rings

SIZE

3"-4"

6"-8"

KIT NO

775RT300

775RT600

Bypass repair kit contains all check disc holders or check discs and O-rings

SIZE

3/4" 2001

3/4" 2000B

3/4" 2000BM3

KIT NO

775RT075

007M2RT075

007M3RT075

IMPORTANT FEATURES

~Mainline assembly see Watts 775

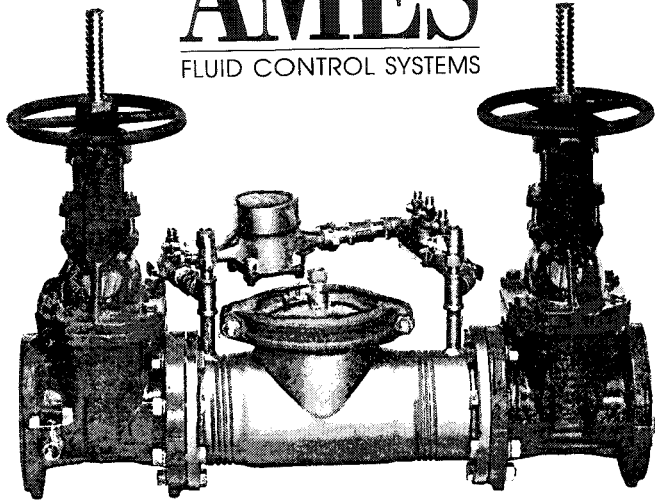
~Bypass assembly see Watts 007

~Factory repair information enclosed



MODEL 3001SS Double Check Detector Assembly

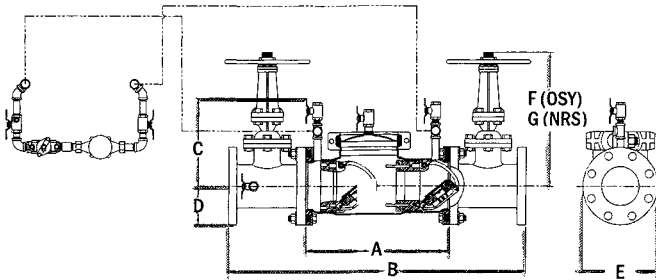
AMES
CO.
FLUID CONTROL SYSTEMS



PHYSICAL CHARACTERISTICS

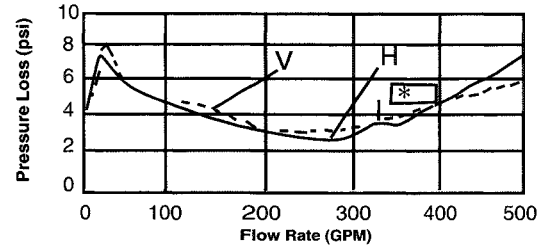
Sizes: 3", 4", 6", 8"
 Rated working pressure: 175 psi
 Temperature range: 32°F to 140°F
 Flange dimension in accordance with AWWA Class D
 All internal metal parts: 300 series stainless steel
 Construction: 300 series stainless steel

Ames 3001SS - Weights & Dimensions

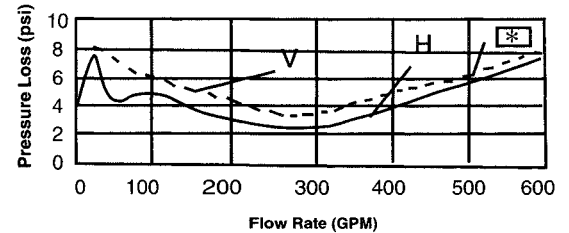


Size	A	B	C	D	E	F	G	Weight	
								w/Gates	w/o Gates
in.	in.	in.	in.	in.	in.	in.	in.	lbs.	lbs.
3	20	36.125	13.25	3.75	7.5	18.875	12.375	201	54
4	16.5	34.625	13.25	4.5	9	22.75	14.75	266	53
6	22.5	43.625	15	5.5	11	30.125	19	411	90
8	22.5	45.625	15	6.75	13.5	37.75	22.5	626	105

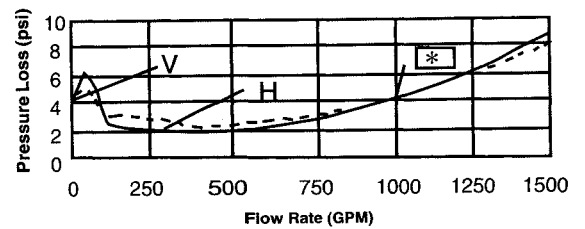
3" DOCUMENTED FLOW CHARACTERISTICS (INCLUDING SHUT-OFF VALVES)



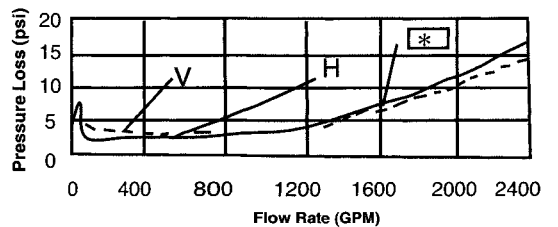
4" DOCUMENTED FLOW CHARACTERISTICS (INCLUDING SHUT-OFF VALVES)



6" DOCUMENTED FLOW CHARACTERISTICS (INCLUDING SHUT-OFF VALVES)



8" DOCUMENTED FLOW CHARACTERISTICS (INCLUDING SHUT-OFF VALVES)



*Approximate head loss at the UL rated flow.

V = Vertical

H = Horizontal

Contact Ames Company for "N" pattern configuration information.