

BEECO F72

SIZE

2", 3", 4", 6"

DESCRIPTION

This was a double check assembly. It was produced from approximately 1968 to 1975. The checks were modular in design and utilized a cam operated mechanism similar to the Model 14. The 2"-4" size has a bronze body. The 6" size had a galvanized cast iron body. Seats were replaceable and springs are contained when the covers are removed. Spring tension had to be released for a proper repair. Most internal hardware parts are made of bronze.

BASIC REPAIR KIT

The repair kit contains all rubber discs, gaskets, and O-rings.

<u>SIZE</u>	<u>KIT NO</u>
2"	60251 ◆
3"	60351 ◆
4"	60451 ◆
6"	60651 ◆

IMPORTANT FEATURES

~2"-4" bronze

~6" galvanized cast iron body

~Modularized check assembly

~Replaceable check seats

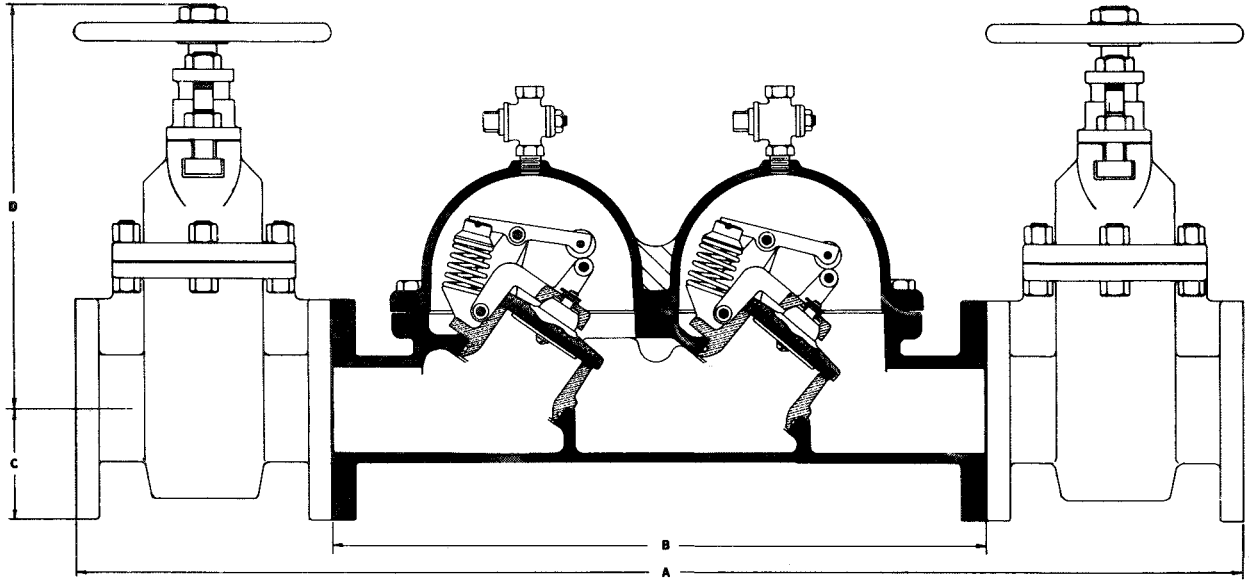
~Contained springs



Hersey


PRODUCTS INC.

BEECO® MODEL F-72



DIMENSIONS

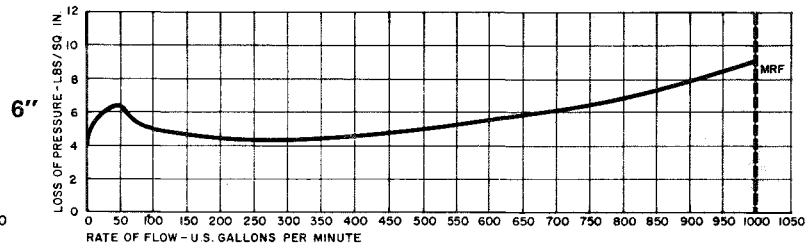
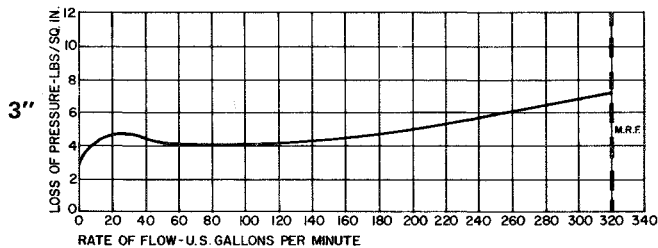
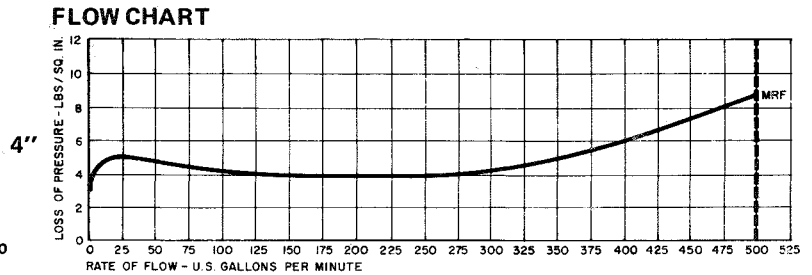
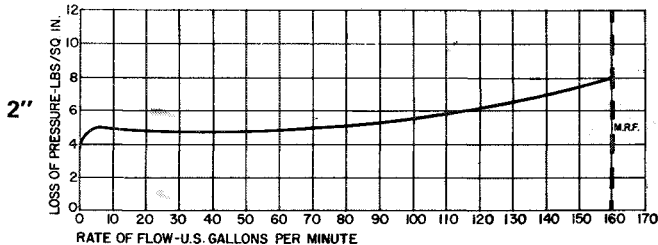
SIZE	2"	2"	3"	4"	6"
END DETAIL	Screwed	Flanged	Flanged	Flanged	Flanged
*MAX. GPM	160	160	320	500	1000
A	34-9/16	32	40-1/8	45-3/8	61-1/8
B	14-1/4	17-13/16	24	27-3/8	40
C	1-1/2	3-1/2	4	4-1/2	5-1/2
D	7-9/16	11-3/16	13-1/8	15-1/4	19-3/4
SIZE OF TEST COCKS	1/4	1/4	1/2	1/2	3/4
NET WT. LESS GATES	55	65	125	176	485
W/GATES	75	130	237	344	785
GROSS WT. LESS GATES	80	90	155	243.5	607.5
W/GATES	120	160	282	444	970



2" F-72 WITH SCREWED ENDS

MEETS THE REQUIREMENTS OF: AWWA Standard C506-69 Backflow Preventers. ASSE Standard No. 1013. Foundation For Cross-Connection Control & Hydraulic Research, University of Southern California.

*Based on AWWA Standards for Double Check Valve Assemblies. Ordering Information - Specify End Detail and Assembly with or without Gate Valves.



*Maximum Recommended Flows: AWWA C506-69 Backflow Preventers