

# HERSEY HDC

## SIZE

3/4", 1", 1 1/2", 2"

## DESCRIPTION

This is a double check assembly. It was produced from 1986-1994. This is a wye pattern bronze bodied spring loaded plastic poppet style double check assembly. Check covers are screwed into the body. Check seats are cast into the body and are not replaceable. Check springs are not contained when the covers are removed.

## BASIC REPAIR KIT

Repair kit contains all rubber discs and cover O-rings

<u>SIZE</u>	<u>KIT NO</u>
3/4"	65812 ♦
1"	65812 ♦
1 1/2"	65814 ♦
2"	65814 ♦

## IMPORTANT FEATURES

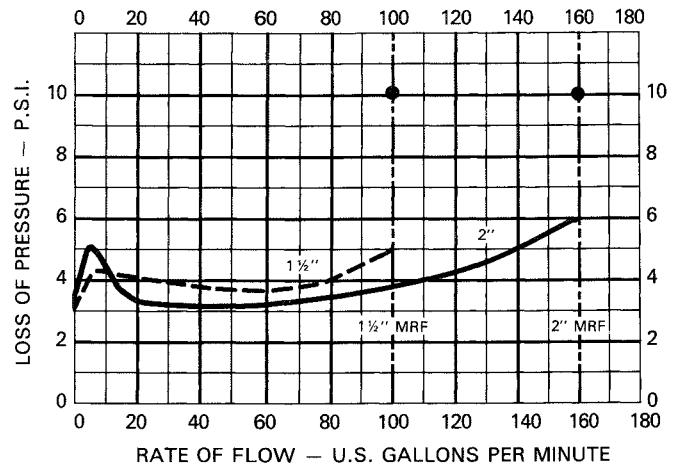
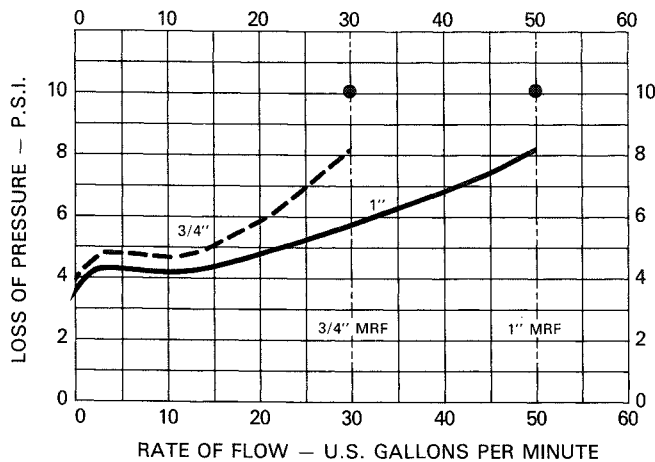
- ~Bronze body
- ~Modularized checks
- ~Contained springs
- ~Replaceable seats



# MODEL HDC

## Double Check Valve Assembly

### PERFORMANCE



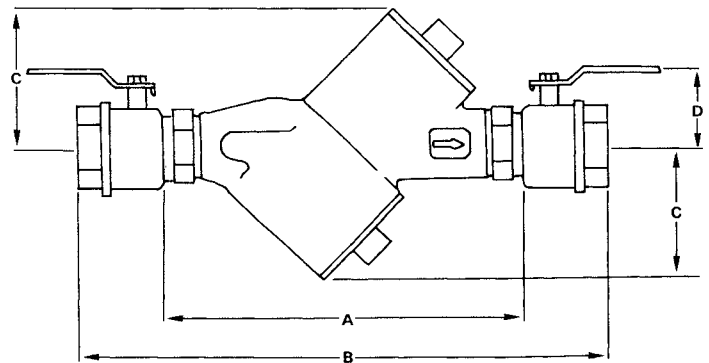
NOTE: ● Maximum allowable pressure loss allowed by USC at indicated flow.

### DIMENSIONS

SIZE	3/4"	1"	1 1/2"	2"
A No Valves	7 1/16"	7 3/16"	10 1/4"	10 1/4"
B W/Valves	10 15/16"	11 1/2"	16 5/8"	17 7/8"
C No Valves	3"	3"	4 3/8"	4 3/8"
D W/Valves	2"	2"	3 3/8"	3 3/8"
Max Width	3 7/8"	3 7/8"	5 3/8"	5 3/8"
Testcocks	1/4 NPT	1/4 NPT	1/4 NPT	1/4 NPT

### WEIGHTS

SIZE	3/4"	1"	1 1/2"	2"
Net Wgt.-No Valves, Lbs.	5 1/4	6 1/4	17	19 1/2
Net Wgt.-W/Valves, Lbs.	6 3/4	9	23	28
Gross Wgt.-No Valves, Lbs.	5 3/4	6 3/4	17 1/2	20
Gross Wgt.-W/Valves, Lbs.	7 1/4	9 1/2	23 1/2	28 1/2



### MATERIALS AND SPECIFICATIONS

Body ..... Bronze  
 Check Valve Poppets ..... Glass-Reinforced Plastic  
 Valve Disc ..... Silicone Rubber  
 "O" Ring ..... Buna-N  
 Springs ..... Stainless Steel

Screws ..... Stainless Steel  
 Check Valve Washer ..... Stainless Steel  
 Maximum Working Pressure ..... 175 PSI  
 Temperature Range ..... 33° - 140°F

