BEECO 10

SIZE
1", 1 1/4", 2", 3", 4"

DESCRIPTION
The Model 10 is no longer in production. It was a reduced pressure assembly produced from approximately 1958 to 1970. The Model 10 was introduced when Beeco only had the Model 6 in sizes 1 1/2"-10". The Model 10 was introduced to offer a complete size range in conjunction with the Model 12 and Model 6. Later on the 2", 3", and 4" sizes were introduced but only for a limited time. The Model 10 is different from the rest of Beeco reduced pressure assemblies in that the first check is diaphragm assisted instead of a poppet check. The 3" and 4" size had 3 different styles of second checks. The first was a single 3" or 4" VC check bolted on the end. The second was a single 3" or 4" Hersey Model 1 check bolted on the end. The third one was a specially designed check which was a swing check similar to the Hersey Model 1. The second check on all versions was detached from the main body. The first check spring is contained on all sizes when the cover is removed. The second check spring was not contained on the 1"-2" sizes only. Check seats were not replaceable on the 1"-2" sizes. On the 3"-4" sizes the first check and some of the second check seats were replaceable depending on which second check design was used. Special tools were needed to change these check seats. The internal parts are mostly made of bronze. This design utilized an internal relief valve sensing line. The relief valve seats were replaceable on all sizes and the relief spring was contained when the cover was removed. The relief valve design was the same one as used in the Beeco 6C Model. See Model 6C for relief valve breakdown. All spring tension had to be released to perform a proper repair.

BASIC REPAIR KIT
Repair kit contains all rubber discs, diaphragms, gaskets, and O-rings.

SIZE	KIT NO
1-1 1/4"	61242◆
2"	61247◆
3"	61248◆
4"	61249◆

IMPORTANT FEATURES
~Body material were galvanized cast iron or bronze depending on size and version
~Not all seats were replaceable
~First check and relief valve springs are contained
~Factory repair information enclosed

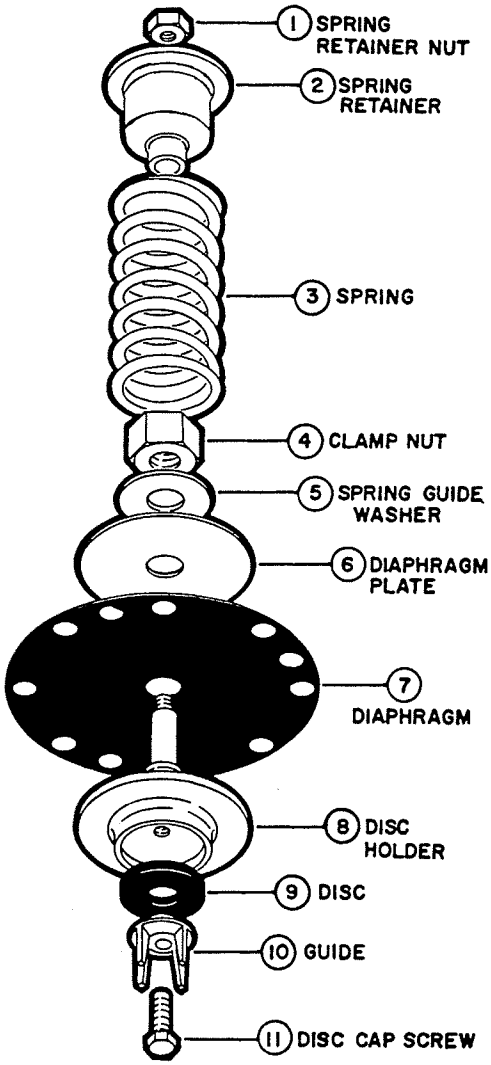

MAIN VALVE ASSEMBLY
BEECO MODEL 10 (1" AND 1-1/4" SIZES)

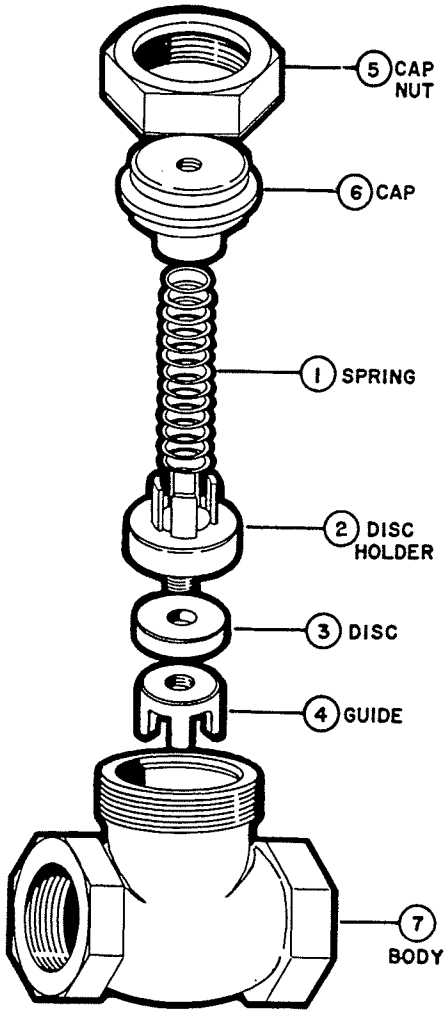

CHECK VALVE ASSEMBLY, BEECO MODEL 10
(1" AND 1-1/4" SIZES)

For relief valve assembly see Beeco model 6C

SPECIFICATIONS

BODY	BRONZE
WORKING PARTS	BRONZE
SPRINGS	STAINLESS STEEL
VALVE DISCS	NEOPRENE
DIAPHRAGMS	NEOPRENE COATED COTTON DUCK
MAXIMUM WORKING PRESSURE	175 PSI
HYDROSTATIC TEST PRESSURE	350 PSI
TEMPERATURE RANGE	32°F—145°F

FLOW CHART

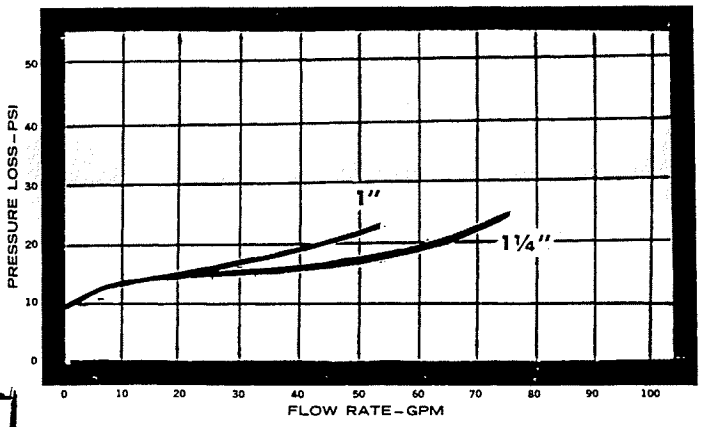

DIMENSIONS
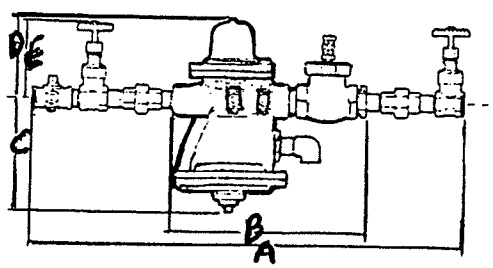
SIZE	1	1¼	1	1¼
END DETAIL	SCR	SCR	FLG	FLG
GPM*	53	75	53	75
A	33	37	26	28
B	16	16	19	20
C	9	9	9	9
D	7	7	7	7
E	5	6	6	6
RELIEF VALVE OPENING	¾	¾	¾	¾
SIZE OF TEST COCKS	¼	¼	¼	¼
NET WT. NO VALVES	64	66	67	70
WITH VALVES	73	77	83	88
GROSS WT. NO VALVES	69	83	72	75
WITH VALVES	78	95	88	93