

GRINNELL

B1/ B2

SIZE

4", 6", 8", 10"

DESCRIPTION

This is a double check assembly which was produced by the Kennedy Valve Co. The Grinnell Company bought the rights to sell it under the Grinnell name. The original model was the B1 which was upgraded to the Model B2 by a change in design of the seat and the outer end to end dimensions of the valve body. The repair kits for both models are the same. The assembly is a lead weight loaded swing check. Check seats are replaceable.

BASIC REPAIR KIT

The repair kit contains all rubber discs, O-rings, gasket and cotter keys.

SIZE

4"

6"

8"

10"

KIT NO

B12400 *

B12600 *

B12800 *

B12001 *◆

IMPORTANT FEATURES

~Galvanized cast iron body

~Lead weight loaded check

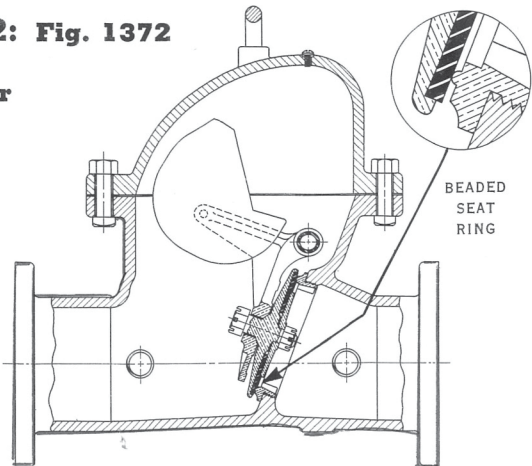
~Replaceable check seat



Grinnell Double Check Valve Assembly Backflow Prevention Device

Model B-2: Fig. 1372

175 lb. water



The Grinnell Backflow Prevention Device (Double Check Valve Assembly) Model B-2 is for use in water lines to prevent polluted water from entering into a potable water system.

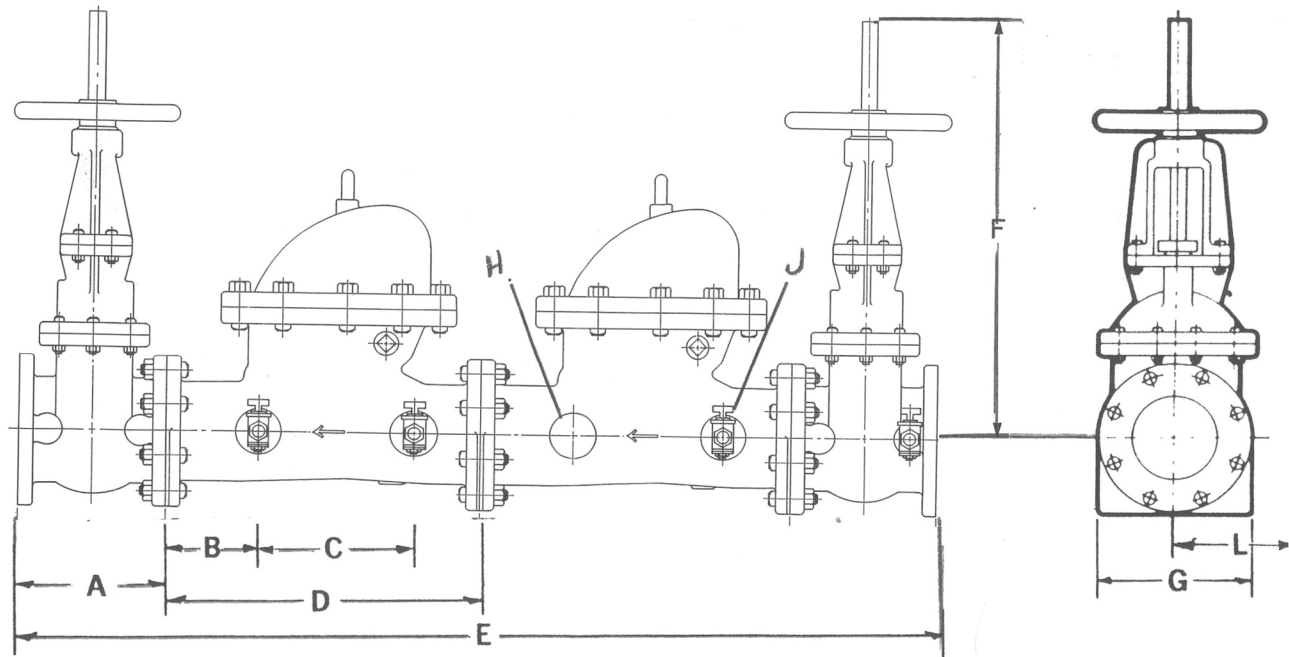
This device consists of two Grinnell galvanized detector check valves model B-2, fig. 1371, connected in series, and two gate valves; for fire service lines, gate valves are Kennedy O. S. & Y. fig. 68; for domestic service, Kennedy fig. 561X. Also, four 3/4 inch standard bronze service stops are included in each assembly for testing.

The Backflow Prevention Device has been approved by the Research Foundation for Cross Connection Control at the University of Southern California; also by the City of Los Angeles as a double check valve assembly backflow prevention device.

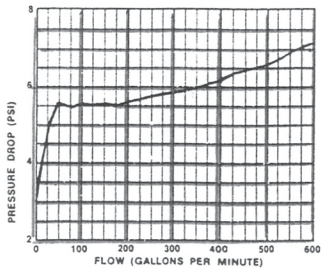
Available in four, six and eight inch sizes, check valves are internally loaded, are drip tight, and permit no leakage in normal direction of flow when the inlet pressure is 1.0 psi and the outlet pressure is zero. These valves also permit no leakage in the direction reverse to normal flow.

Clapper arm to clapper connection has a ball socket arrangement to facilitate uniform distribution of pressure when valve seats. A neoprene clapper facing and a beaded seat ring are used to assure positive seating.

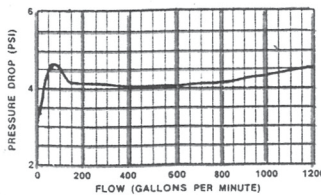
The Grinnell model B-2 detector check valves and Kennedy fig. 68 O. S. & Y. gate valves are Underwriters' Laboratories listed.



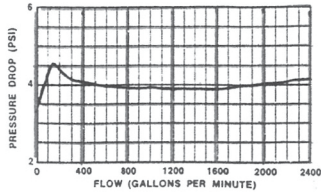
SIZE	A	B	C	D	E	F O.S.&Y.		G	H	J	L	F (NRS)	Wt w/NRS
						Open	Closed						
4	9	4.75	7	16.50	51.18	22.75	18.25	9	1	1 x 3/4	9.5	13.97	576
6	10.50	6.62	11	22.50	66.18	30.88	24.38	11	1.50	1 1/2 x 3/4	10	17.62	1012
8	11.50	7	13.75	26.50	76.18	40.25	31.5	13.50	2	2 x 3/4	11.5	21.62	1672
10	13	6	24.50	36	98.18	47.06	36.25	16	2	2 x 3/4	13	25.38	2830



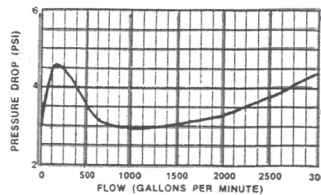
4 INCH



6 INCH



8 INCH



10 INCH