

WILKINS

720/ 720A

SIZE

1/2", 3/4", 1", 1 1/4", 1 1/2", 2"

DESCRIPTION

The Model 720 and 720A are pressure vacuum breaker assemblies. Production began approximately 1975 under the SMR name. Around 1978 it was sold to the Neptune Meter Co. In 1984 Wilkins regulator bought the rights to produce this assembly. The assembly is of bronze body construction. The check spring is contained when the bonnet is removed. The check seat is cast in the body and is not replaceable. The A designation in the model number refers to a design change in the air inlet parts. Both models will accept the new "A" design. The air inlet utilizes a rubber fold to exert the pressure for the air inlet loading. There is no spring on the air inlet. Before 1994 the test cocks used were a specially designed needle valve that required turning of the test cock to operate. In 1994 a standard ball valve type test cock was utilized. In 2010 the test cocks were moved from the body to the ball valve.

BASIC REPAIR KIT

The repair kit contains check assembly, check spring, poppet assembly, washer, and O-ring.

<u>SIZE</u>	<u>KIT NO</u>
1/2"	RK1720A
3/4"	RK1720A
1"	RK1720A
1 1/4"	RK2720A
1 1/2"	RK2720A

IMPORTANT FEATURES

- ~Bronze body*
- ~Check spring is contained when bonnet is removed*
- ~Check seat is not replaceable*
- ~Special needle valve test cock*




WILKINS

MODEL 720A

Pressure Vacuum Breakers
 Sizes 1/2", 3/4", 1", 1 1/4", 1 1/2" & 2"

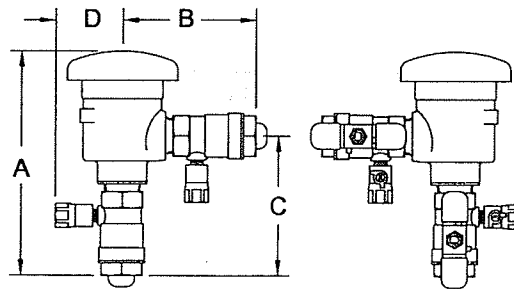
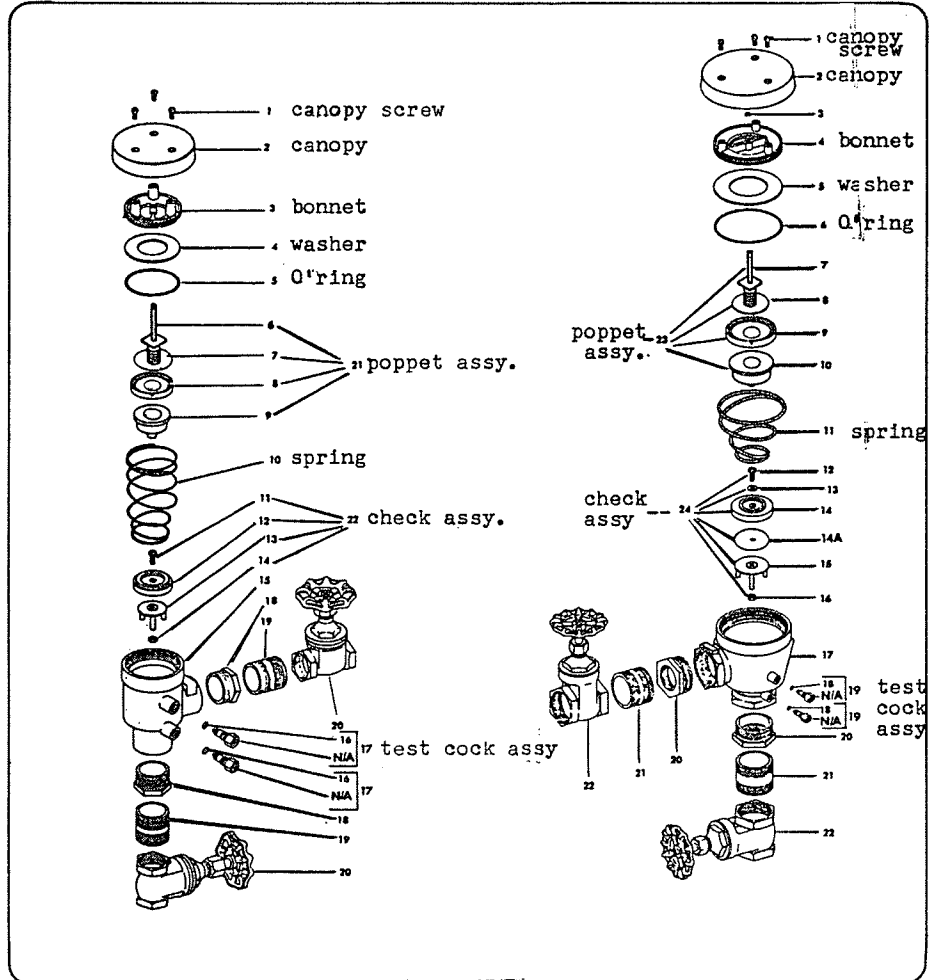
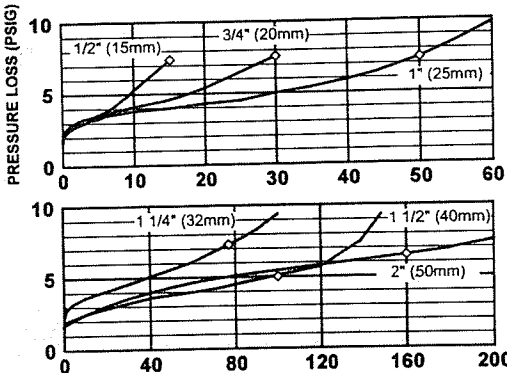


a step ahead of tomorrow
 ZURN INDUSTRIES, INC.



MATERIALS

Main valve body	Cast Bronze ASTM B584
Fasteners	Stainless Steel, 300 Series
Elastomers	Silicone (FDA approved) Buna Nitrile (FDA approved)
Polymers	Polypropylene (FDA approved) Delrin® (FDA approved)
Springs	Stainless steel, 300 series
Maximum working water pressure	150 PSI
Maximum working water temperature	110°F
Hydrostatic test pressure	300 PSI
End connections threaded	ANSI B1.20.1



DIMENSIONS & WEIGHTS (do not include pkg.)

MODEL SIZE		DIMENSIONS (approximate)								WEIGHT			
		A		B		C		D		LESS BV		WITH BV	
in.	mm	in.	mm	in.	mm	in.	mm	in.	mm	lbs.	kg	lbs.	kg
1/2	15	7 1/8	181	4 1/16	103	4 1/4	108	2 1/4	57	4	1.8	6	2.7
3/4	20	7 3/16	183	4 5/16	110	4 5/16	110	2 3/8	60	4	1.8	6	2.7
1	25	7 3/4	197	4 5/8	117	4 3/4	121	2 5/8	67	4	1.8	8	3.6
1 1/4	32	11	279	7 7/16	189	7 7/16	189	3 1/8	79	14	6.4	20	9
1 1/2	40	10 1/2	267	7	178	7	178	3 1/8	79	14	6.4	20	9
2	50	11 1/16	281	7 9/16	192	7 11/16	195	3 1/8	79	14	6.4	26	10.4